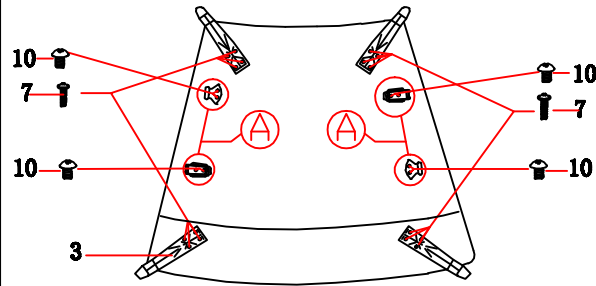


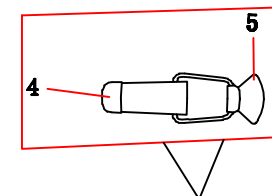

Firstly, unzip the zipper the seat. The instructions is the same with each single unit.

Step 1



Secondly, fix the legs. Each leg needs 4 screws. There are holes under the seat. Each sofa can be connected. You can see four connectors under the seat .You can find the holes there.

Step 2



Connector drawing

Step 3

	NO.	1	2	3	4	5	6	7	8	9	10						
Jefferson Instrustions	SKETCH																
	SIZE						M8*60mm	M6*25mm	M8	4mm							
	QTY	1pcs	1pcs	4pcs			4pcs	16pcs	4pcs		1pcs						